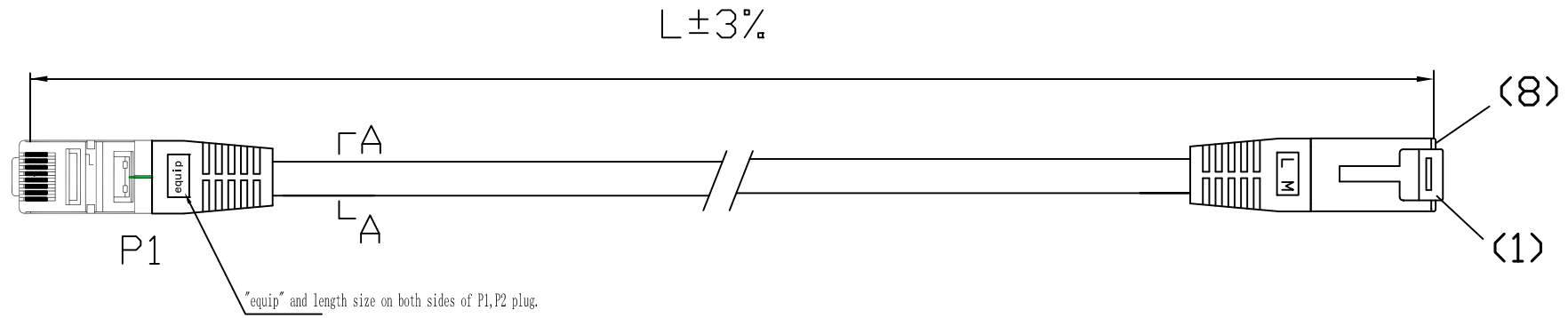


6 5 4 3 2 1

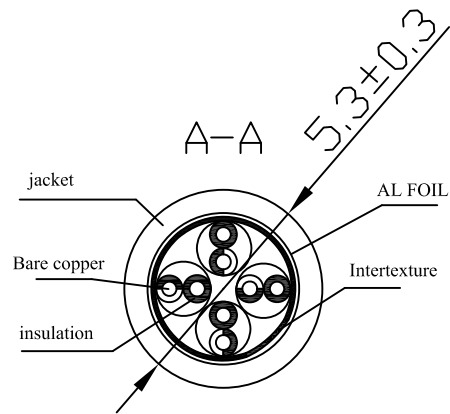
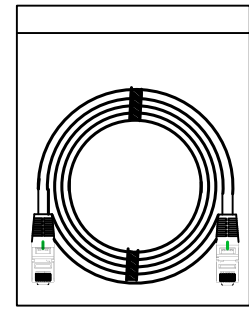
F
E
D
C
B
A

F
E
D
C
B
A



CROSSOVER:

P1	568B	COLOR	P2	568A	COLOR
1	WH/ORG		1	WH/GRN	
2	ORG		2	GRN	
3	WH/GRN		3	WH/ORG	
4	BLU		4	BLU	
5	WH/BLU		5	WH/BLU	
6	GRN		6	ORG	
7	WH/BWN		7	WH/BWN	
8	BWN		8	BWN	



SHELL ——— DRAIN ——— SHELL

SPECIFICATIONS:

1. CONDUCTOR:
 - 1.1 CONDUCTORS: 26AWG 7*0.16± 0.015mm
 - 1.2 CONDUCTOR INSULATION COLOR CODING: ONE WHITE/ORANGE, ONE ORANGE, ONE WHITE/GREEN, ONE BLUE, ONE WHITE/BLUE, ONE GREEN, ONE WHITE/BROWN, ONE BROWN.
2. CABLE JACKET
 - 2.1 PRINTING ON THE JACKET: equip CAT. 5E SF/UTP PATCH CABLE E213738 CM (UL)
 - C(UL) 4PR 26AWG ISO/IEC 11801 & EN 50288 & TIA/EIA-568-B.2 VERIFIED
3. CABLE ASSEMBLY
 - 3.1 SEE SECTION A-A FOR DIMENSIONS
 - 3.2 CABLE TIE: ACCORDING TO CUSTOMER'S REQUEST
 - 3.3 WIRING CROSSOVER
 - 3.4 CONTACT PLUG: SHIELDED RJ45 8P8C 3u
4. CABLE JACKET COLOR: BLACK
5. LENGTH: L ± 3%mm

				CROSSOVER			
REMARK NO	CHA. NO	SIGNATURE	DATE				
DRAWN BY MORGAN							SF/UTP CAT5E CABLE Lm
CHECKED BY				APPROVED BY			26AWG
AUDITED BY				DATE 2009. 8. 5			
CRAFT				PAGE OF			

6 5 4 3 2 1